










1. This technology workshop increased my knowledge and skills on the Smarter Balanced Assessment.

		Response Percent	Response Count
1 Strongly Agree		71.0%	22
2 Somewhat Agree		25.8%	8
3 No Opinion		0.0%	0
4 Somewhat Disagree		0.0%	0
5 Strongly Disagree		3.2%	1
answered question			31
skipped question			1



2. The relevancy of this technology workshop in relation to my responsibilities in knowing what the Smarter Balanced Assessment "looks like" for my students was clear.

		Response Percent	Response Count
1 Strongly Agree		68.8%	22
2 Somewhat Agree		28.1%	9
3 No Opinion		0.0%	0
4 Somewhat Disagree		3.1%	1
5 Strongly Disagree		0.0%	0
answered question			32
skipped question			0






3. It was clear that the subject matter was presented by someone with experience with the Smarter Balanced Assessment.

		Response Percent	Response Count
1 Strongly Agree		90.6%	29
2 Somewhat Agree		6.3%	2
3 No Opinion		0.0%	0
4 Somewhat Disagree		3.1%	1
5 Strongly Disagree		0.0%	0
answered question			32
skipped question			0




4. The material was presented in an organized, easily understood manner.

		Response Percent	Response Count
1 Strongly Agree		96.9%	31
2 Somewhat Agree		3.1%	1
3 No Opinion		0.0%	0
4 Somewhat Disagree		0.0%	0
5 Strongly Disagree		0.0%	0
answered question			32
skipped question			0

5. This technology session included the answering of questions about the Smarter Balanced Assessment.

		Response Percent	Response Count
1 Strongly Agree		61.3%	19
2 Somewhat Agree		25.8%	8
3 No Opinion		3.2%	1
4 Somewhat Disagree		6.5%	2
5 Strongly Disagree		3.2%	1
answered question			31
skipped question			1

6. This technology session included the opportunity to have "hands-on" application of Smarter Balanced information that was presented.

		Response Percent	Response Count
1 Strongly Agree		96.9%	31
2 Somewhat Agree		3.1%	1
3 No Opinion		0.0%	0
4 Somewhat Disagree		0.0%	0
5 Strongly Disagree		3.1%	1
answered question			32
skipped question			0

7. Rank, in order, the usefulness to you of the four topics reviewed (beyond Smarter Balanced.)

	1	2	3	4	Rating Average	Rating Count
State Member Site	46.9% (15)	28.1% (9)	21.9% (7)	3.1% (1)	1.81	32
State FAQ	25.0% (8)	15.6% (5)	18.8% (6)	40.6% (13)	2.75	32
SPAM Filter	9.4% (3)	34.4% (11)	40.6% (13)	15.6% (5)	2.63	32
Alternative Ways of Accessing e-mail	18.8% (6)	21.9% (7)	18.8% (6)	40.6% (13)	2.81	32
answered question						32
skipped question						0

8. Identify the most beneficial portion, for you, of the Smarter Balanced technology training.

	Response Count
	29
answered question	29
skipped question	3

9. What if anything, would you like to see changed about future technology workshops.

	Response Count
	19
answered question	19
skipped question	13

10. Other comments or reactions you would like to offer.

	Response Count
	16
answered question	16
skipped question	16